

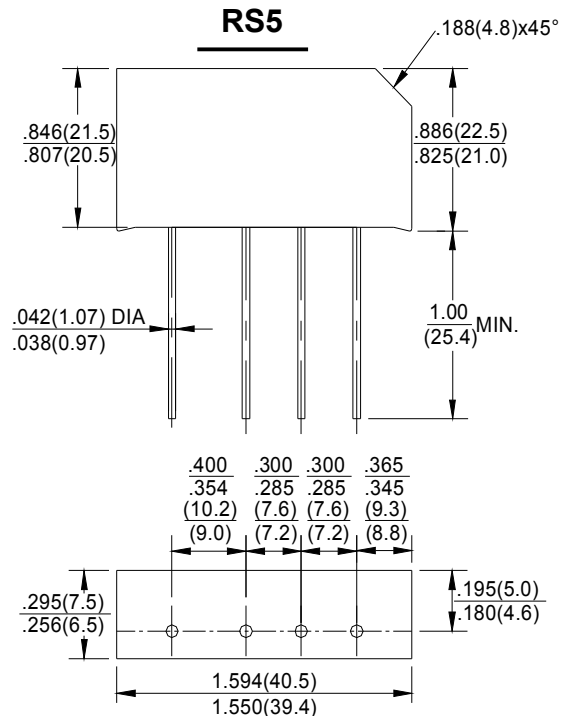
RS501-G thru RS507-G

"-G" : RoHS Device

REVERSE VOLTAGE - 50 to 1000 Volts
FORWARD CURRENT - 5.0 Amperes

FEATURES

- Plastic material used carries UL recognition 94V-0
- High surge current capability
- Ideal for printed circuit board
- Typical IR less than 1mA
- Built-in printed board stand offs
- High temperature soldering guaranteed:
250°C for 5 seconds



Dimensions in inches and (millimeters)

MAXIMUM RATINGS AND ELECTRICAL CHARACTERISTICS

Rating at 25°C ambient temperature unless otherwise specified.

resistive or inductive load at 50HZ or 60HZ.

CHARACTERISTICS	SYMBOL	RS501	RS502	RS503	RS504	RS505	RS506	RS507	UNIT
Maximum Recurrent Peak Reverse Voltage	V _{RM}	50	100	200	400	600	800	1000	V
Maximum RMS Voltage	V _{RMS}	35	70	140	280	420	400	700	V
Maximum DC Blocking Voltage	V _{DC}	50	100	200	400	600	800	1000	V
Maximum Repetitive Peak Reverse Voltage (Note1)	V _R RM	100	190	300	600	900	1200	1500	V
Maximum Average Forward Output Current I _{FAVM} natuer cooling, T _A =45°C	I(A)								A
C-Load		3.3							
R+L-Load		4.0							
on chassis=31in ² , 200cm ² , T _A =45°C									
C-Load		5.0							
R+L-Load		6.0							
Maximum Repetitive Peak Forward Surge Current I _{FSM}	APK	30							A
Peak Forward Surge Current Single @T _J =25°C	I _{FSM}	250							APK
Sine-Wave on Reated Load (JEDEC Method) @T _J =150°C		200							
I ² t Rating for Fusing @T _J =25°C	I ² t	312							A ² S
(t<8.3ms) @T _J =150°C		200							
Maximum Series Resistance at V _{RMS}		0.15	0.3	0.6	1.2	1.8			OHM
Maximum Reservoir Capacitor		10000	5000	5000	2500	1000			uF
Maximum Reverse Current at @T _J =25°C	I _R	10.0							μA
Rated Repetitive Peak Voltage @T _J =150°C		6.0							
Maximum instantaneous Forward Drop per Element at 5.0A	V _F	1.0							V
Operating and Storage Temperature Range	T _J , T _{STG}	-55 to +125							°C

NOTES:1.Valid for each bridge element.

RATINGS AND CHARACTERISTIC CURVES RS501-G thru RS507-G

FIG.1- DERATING CURVE FOR OUTPUT RECTIFIED CURRENT

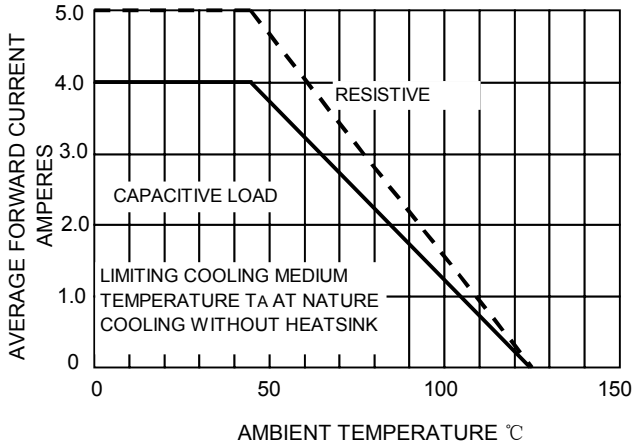


FIG.2- DERATING CURVE FOR OUTPUT RECTIFIED CURRENT

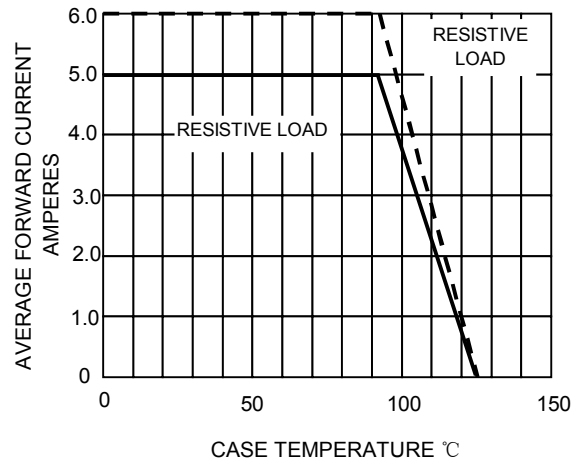


FIG.3-TYPICAL INSTANTANEOUS FORWARD CHARACTERISTIC PER BRIDGE ELEMENT

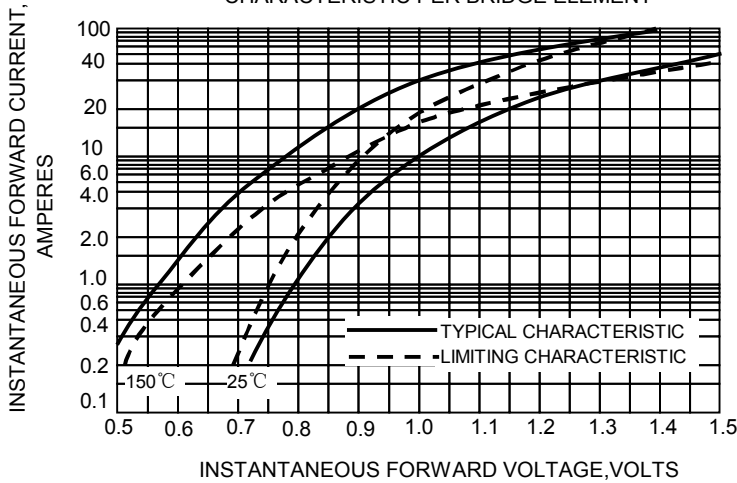


FIG.4-MAXIMUM NON-REPETITIVE PEAK FORWARD SURGE CURRENT

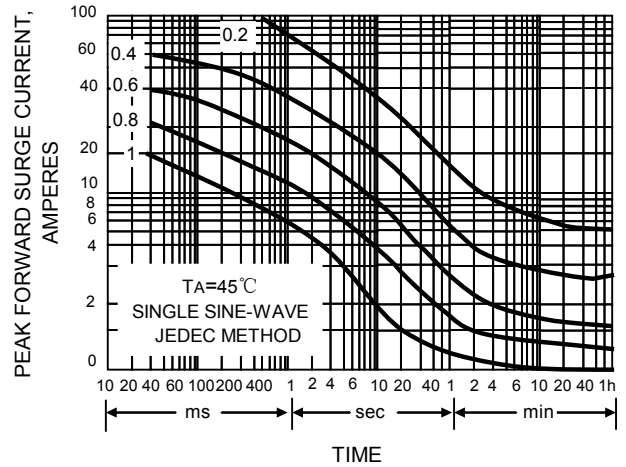


FIG.5-MAXIMUM TOTAL BRIDGE POWER DISSIPATION

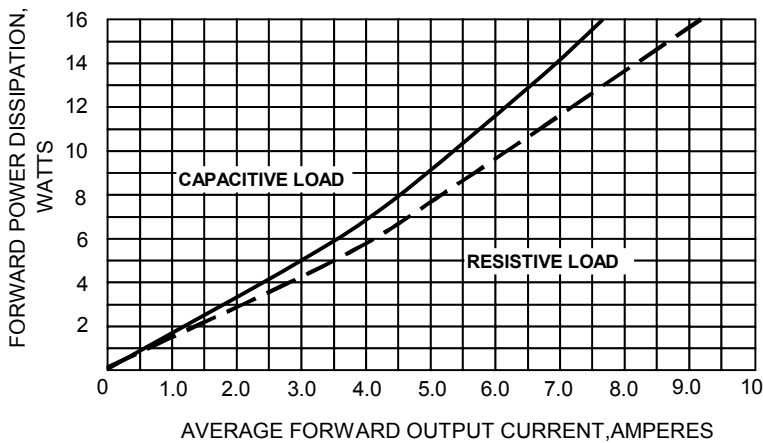
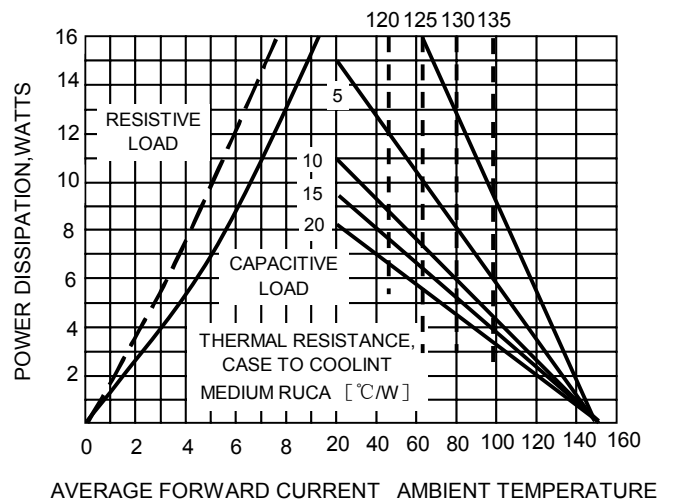


FIG.6-MEAN AVERAGE FORWARD CURRENT CASE TEMPERATURE



Mouser Electronics

Authorized Distributor

Click to View Pricing, Inventory, Delivery & Lifecycle Information:

[Comchip Technology:](#)

[RS501-G](#) [RS504-G](#) [RS507-G](#)