


TRS

MAIN FEATURES

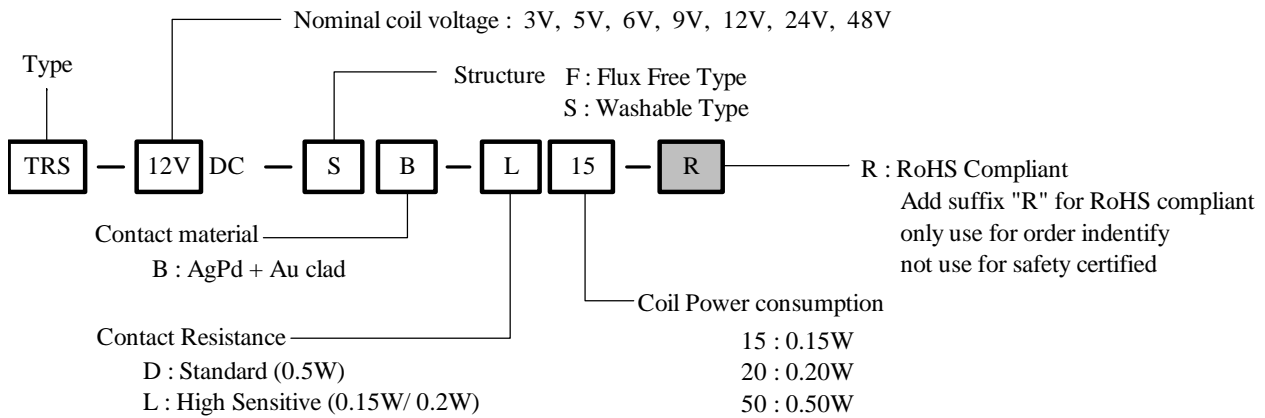
- 2 Form C (DPDT) bifurcated-cross-bar contacts.
- Gold Clad silver contact.
- Dip-2C type matching 16pin IC socket.
- Sealed type available.
- UL recognized.
- High sensitivity.
- Coil Power Consumption : 0.15 ~ 0.50W
- UL and cUL recognized.



APPLICATIONS

- Telecommunication equipment, domestic appliances, office machines, audio equipment, etc.

ORDERING INFORMATION

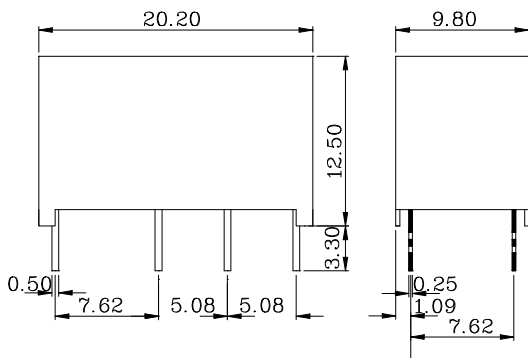


DIMENSION (unit:mm)

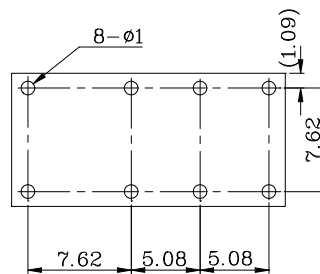
DRILLING (unit:mm)

WIRING DIAGRAM

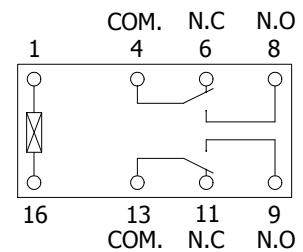
Dimension
unit :mm



(Bottom views)
unit :mm



(Bottom views)



COIL DATA CHART (AT20°C)

Coil Sensitivity	Coil Voltage Code	Nominal Voltage (VDC)	Nominal Current (mA)	Coil Resistance $\pm 10\%(\Omega)$	Power Consumption (W)	Pull-In Voltage (VDC)	Drop-Out Voltage (VDC)	Max-Allowable Voltage (VDC)
TRS-L (High sensitivity)	05	5	29.9	167	abt. 0.15W	80% Max.	5% Min.	150%
	06	6	25.0	240				
	09	9	16.7	540				
	12	12	12.5	960				
	03	3	66.7	45	abt. 0.2W	80% Max.	5% Min.	150%
	05	5	40	125				
	06	6	33.3	180				
	09	9	22.2	405				
12	12	16.7	720					
24	24	8.3	2880					
TRS-D (Standard)	48	48	11.16	4300	abt. 0.5W	80% Max.	5% Min.	150%

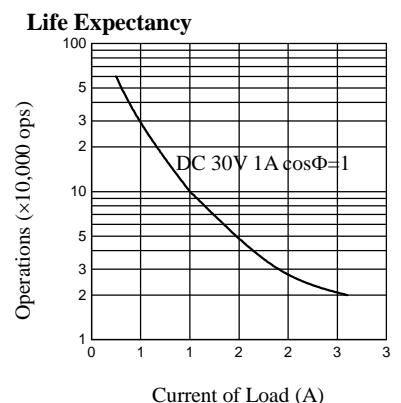
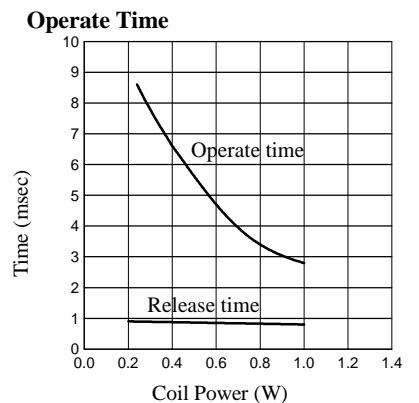
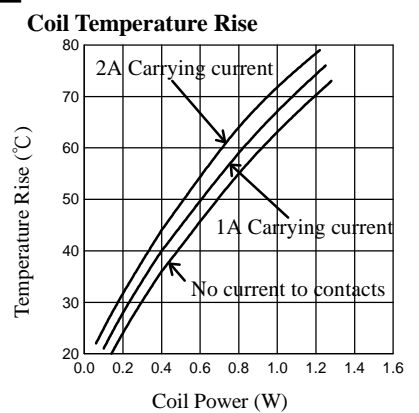
CONTACT RATING

Item	Type	TRS
Contact Capacity		
Resistive Load ($\cos\Phi=1$)		0.5A 125VAC
Inductive Load ($\cos\Phi = 0.4, L/R = 7\text{msec.}$)		2A 28VDC
Rated Carrying Current		2A
Max. Allowable Voltage		125VAC, 28VDC
Max. Allowable Current		2A
Max. Allowable Power Force		62.5VA, 56W
Referenced Min.		
Applicable Load		100mVDC 0.1mA
Contact Material		AgPd + Au clad

PERFORMANCE (at initial value)

Item	Type	TRS
Contact Resistance		100m Ω Max.
Operation Time		6msec Max.
Release Time		5msec Max.
Dielectric Strength		
Between coil & contact		1000VAC 50/60Hz (1 minute)
Between contacts		500VAC 50/60Hz (1 minute)
Surge Resistiveness		1500V
Insulation Resistance		1000 M Ω Min. (500VDC)
Max. ON/OFF Switching		
Mechanically		300 operation/min
Electrically		30 operation/min
Operating Ambient Temperature		-30°C to +70°C (No water condensation and no water drop)
Operating Humidity		45 to 85% RH
Coil Temperature Rise		40 deg. Max. (at rated coil voltage)
Vibration		
Endurance		10 to 55Hz Double Amplitude 1.5mm
Error Operation		10 to 55Hz Double Amplitude 1.5mm
Shock		
Endurance		100G Min.
Error Operation		10G Min.
Life Expectancy		
Mechanically		10×10^7 ops. Min. (no load)
Electrically		10×10^4 ops. Min.
Weight		abt. 4.8grs.
UL & cUL		E156521

REFERENCE DATA



This datasheet for reference and subject to change without notice. Please double check final specification with Tai-Shing.